

2021-22 Texas Academic Performance Report (TAPR)

District Name: HURST-EULESS-BEDFORD ISD

Campus Name: KEYS H S

Campus Number: 220916005

2022 Accountability Rating: A
(evaluated with alternative education accountability provisions)

This page is intentionally blank.

Texas Education Agency
2021-22 STAAR Performance (TAPR)
KEYS H S (220916005) - HURST-EULESS-BEDFORD ISD - TARRANT COUNTY

School Year	State	District	Campus	African American	Hispanic	White	American Indian	Asian	Pacific Islander											
-------------	-------	----------	--------	------------------	----------	-------	-----------------	-------	------------------	--	--	--	--	--	--	--	--	--	--	--

Texas Education Agency
 2021-22 Progress (TAPR)
 KEYS H S (220916005) - HURST-EULESS-BEDFORD ISD - TARRANT COUNTY

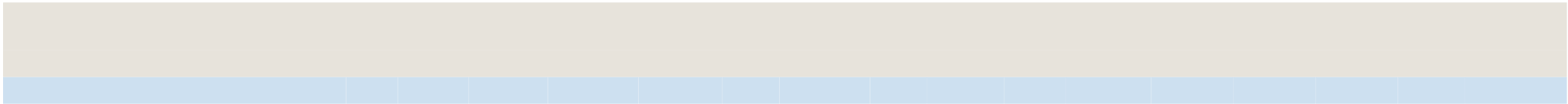
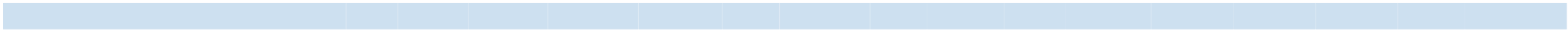
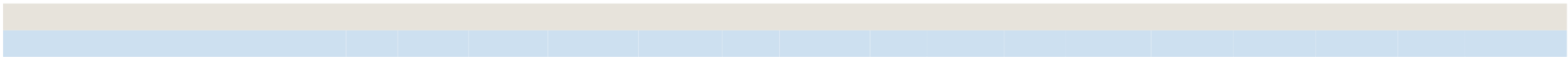

Due to the cancellation of spring 2020 STAAR, 2022 and 2019 progress data are shown.



	School Year	State	District	Campus	African American	Hispanic	White	American Indian	Asian	Pacific Islander	Two or More Races	Special Ed (Current)	Special Ed (Former)	Continuously Enrolled	Non-Continuously Enrolled	Econ Disadv	EB/EL (Current & Monitored)
School Progress Domain - Academic Growth Score by Grade and Subject																	
End of Course English II	2022	71	68	80	*	*	*	-	-	-	-	-	-	*	*	80	-
	2019	69	69	70	50	*	-	-	*	-	-	*	-	*	83	67	*
All Grades Both Subjects	2022	74	81	80	*	*	*	-	-	-	-	-	-	*	*	80	-
	2019	69	73	70	50	*	-	-	*	-	-	*	-	*	83	67	*
All Grades ELA/Reading	2022	78	81	80	*	*	*	-	-	-	-	-	-	*	*	80	-
	2019	68	70	70	50	*	-	-	*	-	-	*	-	*	83	67	*

* Indicates results are masked due to small numbers to protect student confidentiality.

- Indicates there are no students in the group.








Texas Education Agency
 2021-22 Attendance, Graduation, and Dropout Rates (TAPR)
 KEYS H S (220916005) - HURST-EULESS-BEDFORD ISD - TARRANT COUNTY

Class	0.0	0.0	0.0	0.232	0.27	0.509	0.61	0.28	0.335	re B*	African American	Hispanic	White	Black	Asian	American Indian	Other	Pacific Islander	Two or More	Special Ed	Econ Disadv	DB/FL
Classj 0.0	0.0	0.0	0.0	0.232	0.27	0.509	0.61	0.28	0.335	re B*	0.1	0.1	0.0	0.0	0.0	0.0	0.0	0.0	0.0	0.0	0.0	0.0



Texas Education Agency
 2021-22 Graduation Profile (TAPR)
 KEYS H S (220916005) - HURST-EULESS-BEDFORD ISD - TARRANT COUNTY

	Campus Count	Campus Percent	District Count	State Count
Graduatesf(2020-21 Annual Graduates)				
Total Graduates	183	100.0%	1,633	358,842
By Ethnicity:				
African American	40	21.9%	313	44,018
Hispanic	58	31.7%	500	183,306
White	64	35.0%	544	103,898
American Indian	3	1.6%	11	1,195
Asian	1	0.5%	152	18,030
Pacific Islander	8	4.4%	38	553
Two or More Races				

Texas Education Agency
 2021-22 College, Career, and Military Readiness (CCMR) (TAPR)
 KEYS H S (220916005) - HURST-EULESS-BEDFORD ISD - TARRANT COUNTY

Academic Year	State	District	Campus	African American	Hispanic	White	American Indian	Asian	Pacific Islander	Two or More Races	Special Ed	Econ Disadv	EB/EL
College, Career, and Military Ready Graduates (Student Achievement)													
College, Career, or Military Ready (Annual Graduates)													
2020-21	65.2%	57.3%	14.8%	2.5%	19.0%	17.2%	*	*	12.5%	22.2%	11.8%	12.4%	0.0%
2019-20	63.0%	56.7%	4.3%	8.3%	4.0%	3.3%	-	*	*	0.0%	0.0%	3.7%	0.0%
College Ready Graduates													
College Ready (Annual Graduates)													
2020-21	52.7%	45.0%	6.0%	0.0%	10.3%	4.7%	*	*	0.0%	11.1%	0.0%	4.1%	0.0%
2019-20	53.4%	48.7%	1.1%	0.0%	4.0%	0.0%	-	*	*	0.0%	0.0%	0.0%	0.0%
TSI Criteria Graduates in English Language Arts (Annual Graduates)													
2020-21	56.1%	44.3%	4.9%	0.0%	6.9%	7.8%	*	*	0.0%	0.0%	11.8%	4.1%	0.0%
2019-20	59.7%	55.5%	8.7%	0.0%	8.0%	20.0%	-	*	*	0.0%	11.1%	3.7%	0.0%
TSI Criteria Graduates in Mathematics (Annual Graduates)													
2020-21	45.7%	39.5%	3.3%	0.0%	5.2%	4.7%	*	*	0.0%	0.0%	0.0%	3.1%	0.0%
2019-20	47.9%	45.9%	1.1%	0.0%	4.0%	0.0%	-	*	*	0.0%	0.0%	0.0%	0.0%
TSI Criteria Graduates in Both Subjects (Annual Graduates)													
2020-21	40.4%	34.7%	2.7%	0.0%	5.2%	3.1%	*	*	0.0%	0.0%	0.0%	3.1%	0.0%
2019-20	43.2%	42.6%	1.1%	0.0%	4.0%	0.0%	-	*	*	0.0%	0.0%	0.0%	0.0%
AP / IB Met Criteria in Any Subject (Annual Graduates)													
2020-21	21.3%	30.3%	3.3%	0.0%	6.9%	0.0%	*	*	0.0%	11.1%	0.0%	2.1%	0.0%
2019-20	21.1%	29.7%	1.1%	0.0%	4.0%	0.0%	-	*	*	0.0%	0.0%	0.0%	0.0%
Associate Degree (Annual Graduates)													
2020-21	2.6%	0.0%	0.0%	0.0%	0.0%	0.0%	*	*	0.0%	0.0%	0.0%	0.0%	0.0%
2019-20	2.1%	0.0%	0.0%	0.0%	0.0%	0.0%	-	*	*	0.0%	0.0%	0.0%	0.0%
Dual Course Credits in Any Subject (Annual Graduates)													
2020-21	25.9%	16.2%	0.5%	0.0%	0.0%	1.6%	*	*	0.0%	0.0%	0.0%	0.0%	0.0%
2019-20	24.6%	20.4%	0.0%	0.0%	0.0%	0.0%	-	*	*	0.0%	0.0%	0.0%	0.0%
Onramps Course Credits (Annual Graduates)													
2020-21	4.4%	0.0%	0.0%	0.0%	0.0%	0.0%	*	*	0.0%	0.0%	0.0%	0.0%	0.0%
2019-20	4.0%	0.0%	0.0%	0.0%	0.0%	0.0%	-	*	*	0.0%	0.0%	0.0%	0.0%
Career / Military Ready Graduates													
Career or Military Ready (Annual Graduates)													
2020-21	24.2%	26.7%	9.8%	2.5%	10.3%	14.1%	*	*	12.5%	11.1%	11.8%	8.2%	0.0%
2019-20	18.7%	15.3%	3.3%	8.3%	0.0%	3.3%	-	*	*	0.0%	0.0%	3.7%	0.0%
Approved Industry-Based Certification (Annual Graduates)													
2020-21	18.4%	24.1%	9.8%	2.5%	10.3%	14.1%	*	*	12.5%	11.1%	11.8%	8.2%	0.0%

Texas Education Agency
 2021-22 CCMR-Related Indicators (TAPR)
 KEYS H S (220916005) - HURST-EULESS-BEDFORD ISD - TARRANT COUNTY

	Academic Year	State	District	Campus	African American	Hispanic	White	American Indian	Asian	Pacific Islander	Two or More Races	Special Ed	Econ Disadv	EB/EL
Social Studies														

Texas Education Agency
 2021-22 Other Postsecondary Indicators (TAPR)
 KEYS H S (220916005) - HURST-EULESS-BEDFORD ISD - TARRANT COUNTY

	Academic Year	State	District	Campus	African American	Hispanic	White	American Indian	Asian	Pacific Islander	Two or More Races	Special Ed	Econ Disadv	EB/EL
Advanced/Dual-Credit Course Completion (Grades 9-12)														
Any Subject	2020-21	42.5%	39.3%	0.5%	0.0%	1.5%	0.0%	*	*	0.0%	0.0%	0.0%	0.0%	0.0%
	2019-20	46.3%	40.6%	0.0%	0.0%	0.0%	0.0%	*	*	0.0%	0.0%	0.0%	0.0%	0.0%
English Language Arts	2020-21	16.3%	15.7%	0.0%	0.0%	0.0%	0.0%	*	*	0.0%	0.0%	0.0%	0.0%	0.0%
	2019-20	18.2%	18.0%	0.0%	0.0%	0.0%	0.0%	*	*	0.0%	0.0%	0.0%	0.0%	0.0%
Mathematics	2020-21	19.3%	15.8%	0.0%	0.0%	0.0%	0.0%	*	-	0.0%	*	0.0%	0.0%	0.0%
	2019-20	20.7%	14.4%	0.0%	0.0%	0.0%	0.0%	*	*	0.0%	0.0%	0.0%	0.0%	0.0%
Science	2020-21	20.6%	19.1%	1.0%	0.0%	3.3%	0.0%	*	-	0.0%				

0.0%

Texas Education Agency
 2021-22 Student Information (TAPR)
 KEYS H S (220916005) - HURST-EULESS-BEDFORD ISD - TARRANT COUNTY

Student Information	Membership				Enrollment			
	Campus		District	State	Campus		District	State
	Count	Percent			Count	Percent		
Students w/ Dyslexia	5	8.2%	5.3%	5.0%	5	8.2%	5.3%	5.0%
Foster Care	0	0.0%	0.1%	0.3%	0	0.0%	0.1%	0.3%
Homeless	11	18.0%	2.5%	1.1%	11	18.0%	2.4%	1.1%
Immigrant	0	0.0%	3.8%	2.0%	0	0.0%	3.8%	2.0%
Migrant	0	0.0%	0.0%	0.3%	0	0.0%	0.0%	0.3%
Title I	10	16.4%	47.2%	64.3%	10	16.4%	47.2%	64.3%
Military Connected	2	3.3%	2.3%	3.3%	2	3.3%	2.2%	3.3%
At-Risk	55	90.2%	51.6%	53.5%	55	90.2%	51.5%	53.5%
Students by Instructional Program:								
Bilingual/ESL Education	2	3.3%	18.8%	21.9%	2	3.3%	18.7%	21.8%
Career and Technical Education	52	85.2%	27.1%	25.8%				
Career and Technical Education (9-12 grades only)	52	85.2%	68.2%	71.0%				
Gifted and Talented Education	0	0.0%	6.6%	8.0%	0	0.0%	6.6%	8.0%
Special Education	7	11.5%	11.6%	11.6%	7	11.5%	11.8%	11.7%
Students with Disabilities by Type of Primary Disability:								
Total Students with Disabilities	7							
By Type of Primary Disability								
Students with Intellectual Disabilities	*	*	38.5%	43.0%				
Students with Physical Disabilities	0	0.0%	21.2%	20.8%				
Students with Autism	0	0.0%	19.7%	14.7%				
Students with Behavioral Disabilities	*	*	19.4%	20.0%				
Students with Non-Categorical Early Childhood	0	0.0%	1.2%	1.5%				
Mobility (2020-21):								
Total Mobile Students	229	87.7%	15.0%	13.6%				
By Ethnicity:								
African American	47	18.0%	4.4%	2.5%				

Texas Education Agency
 2021-22 Student Information (TAPR)
 KEYS H S (220916005) - HURST-EULESS-BEDFORD ISD - TARRANT COUNTY

Student Information	--Non-Special Education Rates--			---Special Education Rates---		
	Campus	District	State	Campus	District	State
Retention Rates by Grade:						
Kindergarten	-	5.5%	1.9%	-	5.9%	5.2%
Grade 1	-	3.7%	2.9%	-	4.2%	4.2%
Grade 2	-	1.9%	1.7%	-	0.9%	2.2%
Grade 3	-	1.1%	1.0%	-	0.9%	1.0%
Grade 4	-	0.8%	0.7%	-	0.4%	0.7%
Grade 5	-	0.8%	0.5%	-	0.0%	0.7%
Grade 6	-	0.5%	0.6%	-	0.8%	0.6%
Grade 7	-	1.4%	0.7%	-	1.5%	0.7%
Grade 8	-	1.5%	0.6%	-	2.1%	0.8%
Grade 9	100.0%	1.4%	10.5%	-	6.8%	14.1%

Class Size Averages by Grade and Subject
 (Derived from teacher responsibility records):

Class Size Information	Campus	District	State
Elementary:			
Kindergarten	-	21.2	18.7
Grade 1	-	21.4	18.7
Grade 2	-	20.8	18.6
Grade 3	-	21.0	18.7
Grade 4	-	19.2	18.8
Grade 5	-	20.2	20.2
Grade 6	-	24.4	19.2
Secondary:			
English/Language Arts	-	16.0	16.3
Foreign Languages	-	17.7	18.4
Mathematics	-	18.8	17.5
Science	-	19.9	18.5
Social Studies	-	22.9	19.1

Texas Education Agency
 2021-22 Staff Information (TAPR)
 KEYS H S (220916005) - HURST-EULESS-BEDFORD ISD - TARRANT COUNTY

Staff Information	----- Campus -----		District	State
	Count/Average	Percent		
Number of Students per Teacher	4.7	n/a	15.9	14.6

Staff Information	Campus	District	State
Experience of Campus Leadership:			
Average Years Experience of Principals	3.0	6.9	6.3
Average Years Experience of Principals with District	3.0	6.6	5.4
Average Years Experience of Assistant Principals	0.0	5.7	5.5
Average Years Experience of Assistant Principals with District	0.0	5.1	

--	--	--	--

--	--	--	--

--	--	--	--

--	--	--	--

Texas Education Agency
2021-22 Staff Information (TAPR)
KEYS H S (220916005) - HURST-EULESS-BEDFORD ISD - TARRANT COUNTY

- Indicates there is no data for the item.
- * Indicates results are masked due to small numbers.
- ** When only one student disability or assessment group is masked, then the second smallest student disability or assessment group is masked regardless of size.
- n/a Indicates data reporting is not applicable for this group.
- ? Indicates that the data for this item were statistically improbable or were reported outside a reasonable range.

Link to: [PEIMS Financial Standard Reports 2020-21 Financial Actual Report](#)
(To open link in a new window, press the "Ctrl" key and click on the link.)